



The DOMINICAN Kiddy TORCH





Lower School Edition

3rd Quarter 2016-2017 DOMINICAN INTERNATIONAL SCHOOL STUDENT NEWSLETTER

Contributions from Homeroom and Subject Teachers



New Students





Learning

"Parable of the Lost Sheep" Mr. Beck

Grade 1 students (and the teacher) had a lot of fun with this class! Students had to wear a mask to pretend to be sheep. The activity helped students to take a look at the deeper meaning of this parable told by Jesus.



Drama Dress-Up Fun Ms. Petro


Our theme for Quarter 3 is all about Theatre. We had to be costume "designers" and Mannequins. Developing a creative side, students had to work in groups to create costumes with whatever their group brought in. We had some very interesting costumes!

I was really impressed with the creativity that came from even our young students.

We also learned about sharing, mixing and matching and creating something that seemed impossible.

With imagination, the world can become a really bright and wonderful place.





Learning

Community Helpers

K1 Ms. Lai


In the month of January, we talked about community helpers in our Social Study class. It was so much fun!! We looked at a police officer, fire fighter, doctor, teacher and many other jobs that we have in our community. After the class, we learned how to make a fire fighter hat. We got really creative. Look at the beautiful hats that we made!



Weather Diorama

Ms. Rachel

Each student in G4 Bl. John worked on creating a Weather Diorama related to a Weather Poem that he or she had written. Students also studied weather conditions in Science class. Students had to include the right kinds of clouds, describe what was happening in the atmosphere, such as air pressure, wind speed, etc. Students also had to explain and discuss the elements in their dioramas in detail.





Learning

Care is in the air!!

Grade 2 Ms. Carli



On Valentine's Day the Grade Two class made each other gifts and cards, to show that they care about each other. They were extremely creative, making gifts like flowers made out of paper, Pikachu figures made out of clay, rubber band guns made out of chop sticks and tape, just to name a few.

The students learned that giving is better than receiving, and that the value of something does not lie in the cost, but rather in the time and effort that someone has put into it. Through activities like these we teach the students valuable life lessons that they will remember for years to come.

Like the famous Dr. Seuss teaches us, "Unless someone like you cares a whole lot, nothing's going to get better - It's not!", so let's show everyone we care!




Social Studies

Grade 1 Ms. Tersia

Different celebrations in different countries! We worked together on one huge poster to show off the festivals in our home countries.





Learning

Science Project

Grade 1 Ms. Tersia

The “Great One Scientists” were at it again!!! Doing their utmost best to show off their skills by constructing beautiful projects to display their knowledge of Natural Resources. After the construction they also presented a small talk on their projects. The students enjoyed it so much and really learned a lot.





Learning



Social Studies Cultural Events K2

Ms. Sabrina

To learn more about : "What is culture?" - K2 students tried to recreate the annual Chinese New Year Lion Dancing and Dragon Boat Festival's Dragon Boat Race. Two students at a time covered their heads with big pieces of cloth, and danced like lions, with a drummer in front of them. Students now know that the Lion Dance is a traditional Chinese dance, performed during Chinese New Year for good luck.



Chinese First Language Fun

Ms. Lillian

Students chose their favorite Chinese phrases and tried their hand at Chinese calligraphy to create "Chun Lian"

It was fun to hang them as decorations outside their classroom, or at home.



中文 Chinese

我的志工經驗談 Grade 5 St. Dominic Ibanez Ethan Hsieh

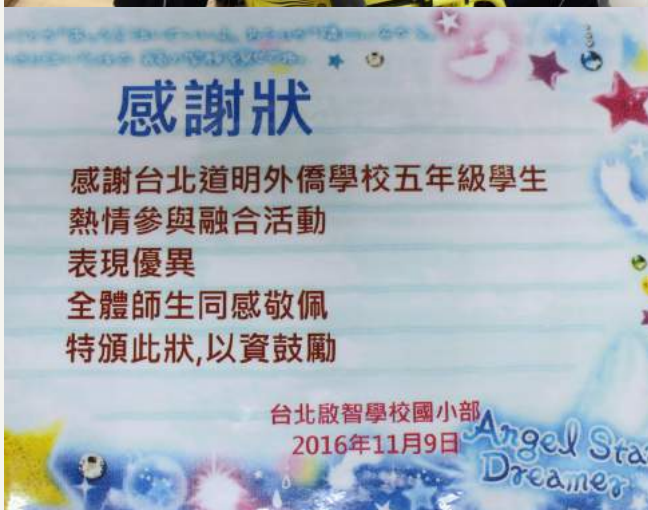
「志工」、「義工」這些詞語似乎與我的生命有著很親的關係。九歲的我隨著爸爸到「朋友家」拜訪，這種感覺還是頭一次，沒想到「朋友家」竟是「育幼院」。我交到了很多朋友，他們與我們的共同點：是一群在非原生家庭中成長的孩子，從這天起，在我生命中種下一顆有意義的種子！

十一月初的校外教學，學校同學與老師一同前往天母台北啟智學校完成小小義工的任務。我們在行前井然有序的完成準備工作，了解分工工作流程，我們帶著滿滿的愛心去！隨著啟智學校老師進入校園，並且專心的聆聽老師介紹環境，國語老師還誇我們是最專注的一群呢！

聽完老師的介紹，我們與啟智學校的小朋友一起跳舞、互相自我介紹，然後開始分組上課。我們帶著小朋友一起畫一棵大樹，完成後，幫他們清理桌面及擦拭他們的手。

這次的活動讓我學習人與人相互的尊重及互助的重要性。我們要常懷 感恩的心來面對所有的事情，

迎向更光明的



中文 Chinese

我的志工經驗談 Grade 5 St. Martin, Jennifer Wang

11月19日我和同學一起去台北啟智學校當小小義工，我們到那裡去陪他們玩，希望藉由這次機會，在歡樂中能互相學習「給予愛」！

搭了30分鐘的車程，終於到了，台北啟智學校老師們早以在校門口歡迎我們。首先，我們參觀校園，接下來，開始進行第一個活動，配合著音樂搖著鈴鼓，感受到大家都玩得非常開心！

第二個活動是滾球遊戲，大家合作將球能順利由軌道上前進並打倒前方的保齡球瓶。瓶子倒越多，分數就越高。比賽結果，我們輸了，但沒有關係，因為在過程中我們盡力了，而且大家也玩得很開心！

最後，我們依依不捨的離開臺北啟智學校，今天看



到同學在活動中「給予



Science



Science: Anemometer Project

Grade 4, Ms. Ismari

As part of our Science syllabus, we learned about weather. The topic "weather" includes many different aspects, and one of the things we learned was how scientists measure the weather. Therefore, we decided to have some practical fun and build our own anemometers with which to measure the wind speed.



We worked in teams and had to build our own anemometers using 5 paper cups, 2 straws, a thumbtack and a pencil. After we had built and tested our anemometers, we put them up outside to measure the actual wind speed over a period of three days. We were required to take nine wind speed readings over the three days, and luckily for us, those three days happened to be very windy.



After measuring and monitoring the wind for three days, we had to draw conclusions about the wind speed and the building of our anemometers.

I can happily say that the students achieved excellent grades with this project and did an exceptional job in building their anemometers! I am very proud of them!





Creative Minds

Board Games Club

Ms. Ismari

Can you think of a better way to end a long week than playing games? Exactly! Me neither.

Every Friday during club time, twenty Lower School students come together to shake off all the academic stress of the week. Playing together in teams of four to five students, ranging from Grade 1 to Grade 5, results in lots of fun. In the Board Games Club students learn to play together and have fun - win or lose. The students listen to modern (child-safe) music, while playing games like UNO, Jumping Monkeys, Chess, Cards and Chinese Checkers.

Playing games in a friendly environment teaches students valuable life skills in a very fun and subtle way. Students learn about accepting defeat, working together, and often times about being the least. They learn to not always insist on their own ways, to not be "sore losers", and to hustle a little harder to come out at the top the next time. Being able to instill these important life skills in young lives through fun and games, is a great honor.




Comic Book Club

Mr. Williams

In this club we have fun learning basic comic book drawing styles and lettering, and creating fun pictures and telling our own stories through comics that we can enjoy and share with others. This semester the club will learn about how to draw eyes, faces, emotions and other details that help us to learn to be more descriptive with our pictures.

We can use our favorite cartoon characters, comic books and artists for inspiration, as we add our own creative flair and interest to our pictures. Students are encouraged to bring in pencils and other materials that they can use to help them improve their skills and talents.



Experiments

Natural Disasters Ms. Carli

The Second Grade class has been learning about things that can change the earth. Earth is constantly changing. Some changes are fast and some are slow. Below, the Second Graders are applying their knowledge about earthquakes and volcano's. By practically doing experiments the students can see the destruction that natural disasters can cause and how it could shape the earth. The Grade 2 class had so much fun and can not wait for their next experiments.





ELL

Then and Now Grade 2 Ms. Mafalda

As part of our unit Then and Now, our Grade Two ELL students explored how life in the past was different to life today.

The students chose an event they wanted to describe, and practiced using the past tense to write about the event.

Coco

Do you like to play with your dog?

I like playing with my dog, Coco.

Yesterday I finished my homework before I played with Coco.

Last weekend I took Coco to the park on my bike.

I rode the bike and Coco ran after me.

We played ball together.

Then we went home.

By Melissa Kuo Grade 2



Summer

Last summer, I went to a theme park with my family.

The park was very big and everything looked fun.

First we lined up to get tickets. It was raining.

I rode the roller coaster, Flume ride and the bumper cars.

When we rode the Flume ride, the water was very cool.

We went to eat lunch. I ate a delicious hamburger.

Although it was a rainy day, I still enjoyed the day.

I had a good time with my family.

By Aiden Cho Grade 2



Pokemon Go

Let me tell you about Pokémon Go. Almost every kid loves to play Pokémon Go because kids like to get more and more Pokémon points.

First, I started playing Pokémon Go near the pool in the park. I caught a Fire Dragon. I was so happy.

Next, my mom, my brother and I got Dharmendra's with my first Pokémon pet. He is a fire Pokémon.

Then I caught a purple mouse with my brother on the grass.

Last, I went home and caught a Christmas Pikachu in a tree.

I had a great day because I caught my favorite Pokémon.

By Chloe Hsieh Grade 2





Fun



Welcome to the world Xavier !

My wife and I would like to share the news of the arrival of our little baby boy, Xavier Zi-Wei Mauborgne, born on December 5th. Xavier is absolutely adorable and we are terribly overjoyed!

Being a father is changing the way I see the world and probably making me a more patient and understanding teacher, though you may see me looking a little tired in class!

Mr. Mauborgne



Junior GIN

Ms. Carli

Junior GIN has been learning all about recycling and reusing. We have learned that the earth is in grave danger, unless everyone tries to do their part, so we decided to explore some ways that we can help. We collected plastic bags we would have thrown away, but decided to reuse instead. We cut up the bags and tied them together to form cord that we are weaving together. Eventually we will have made a carpet entirely of plastic. We are very excited to see our end product!!

