



## Science Fair

Do you know which flower you can add to your drink to make it glow? How about the fact that lemons can be used to power a toy car? These are just a few bits of information that students presented in the DIS Science Fair. Students worked with their D'TORCH house members to design, conduct, and analyze an experiment. Thank you to all parents who came to support the junior scientists!





## Christmas

The third quarter began full of Christmas festivities. Students worked in their religious studies classes to prepare the Feliz Navidad Christmas program. As the middle and high school students acted out scenes from The Nativity, lower school students accompanied the performance with traditional carols and hymns.

With their homeroom classes, each grade enjoyed a class party including games, refreshments, and a gift exchange. After a two week vacation, students were back to the grind (at least until Chinese New Year).





## Chinese New Year

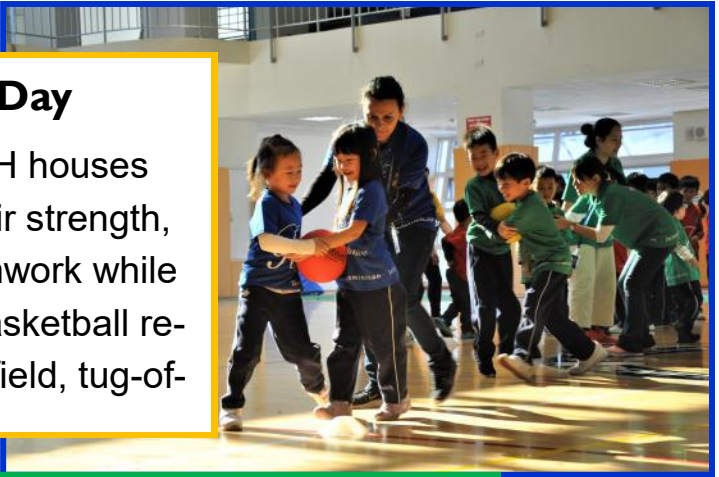
Chinese teachers arranged a week of cultural activities for students to enjoy including lanterns, calligraphy, red banners, and dragon beard candy. Students enjoyed the new experiences and were excited to welcome the new year!





**Sports Day**

The D'TORCH houses showed off their strength, skills, and teamwork while competing in basketball relays, track and field, tug-of-



## Valentine's Day Fair

On **February 14th**, students shopped at the Valentine's Day fair. They enjoyed playing carnival games with their friends, and some also bought treats and gifts for their loved ones.



## Pre-K Social Studies

During our social studies activity, Pre-K used their handprints to make a flower card for **Valentine's Day**. Pictured below, Gabby is painting a flower stem on her card, and Aiden and Ingrid are showing off their finished cards.



## Kindergarten


This quarter in math class K2 learned to make and read charts and graphs. As you can see, **pink** is very popular!

Also in our math lesson, students used number cards and dice to build numbers from 11-19. After rolling for the number they needed to build, they were asked to transfer the number onto the 10 frames using the counting bears. It really was a fun game, and students had a great time working with their friends!



## Reading

Students learned about literary elements: title, author, main character, setting, and plot. They used books from our classroom library to practice finding each of the elements.



## Science

The Grade 1 students spent a big part of quarter 3 learning about health and how our body systems work. The students were asked to keep a "food journal" for the duration of Chinese New Year.

We used the data that they gathered in their journals to do some analysis and graphs in class. We then discussed which food groups were the most common among the class.


Each student was asked to write a short reflection on their eating habits and to analyze their graphs to see if they might need to make some adjustments to what they eat.

We were happy to discover that most of the students in Grade 1 have very healthy eating habits.



## The Messenger Game

Students learned about geography this quarter. In this activity, the messenger had to tell the scribe about the highlighted part of the map. They seemed to enjoy it!



## Beat the Calculator!

In this game, the brain tries to answer the problem before the calculator. Students improved their mental math and had a lot of fun!





## Chinese New Year

This Chinese New Year Grade 3 Bl. Imelda enjoyed taking time to learn Chinese calligraphy. They showed off their brush skills and Chinese vocabulary while writing red banners for their homes and our classroom. The week was filled with many fun activities, traditional stories, and new ways to decorate. Their favorite activity seemed to be learning to make “Dragon's Beard”, a traditional candy from the south of Taiwan. Not everyone was 100% successful with making it, but they all enjoyed eating it and trying new cooking skills.



## Language Arts

The final project for language arts was putting together a story book with illustrations and a narrative that they wrote themselves.

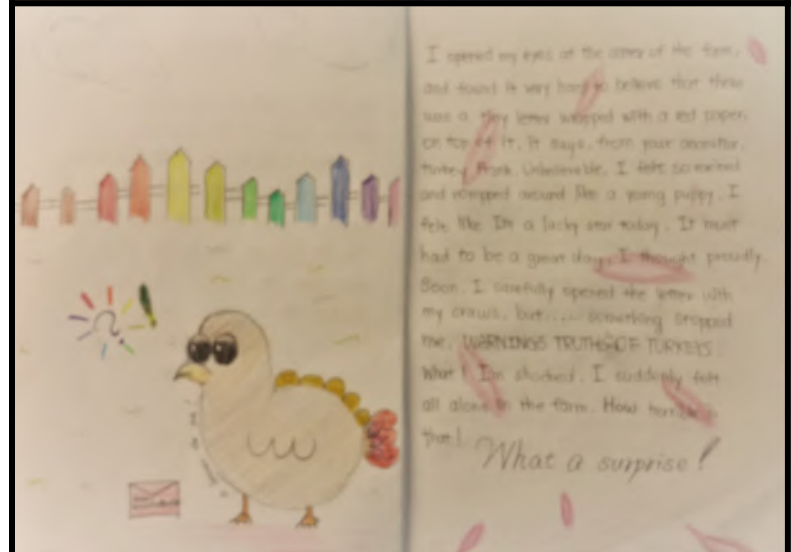
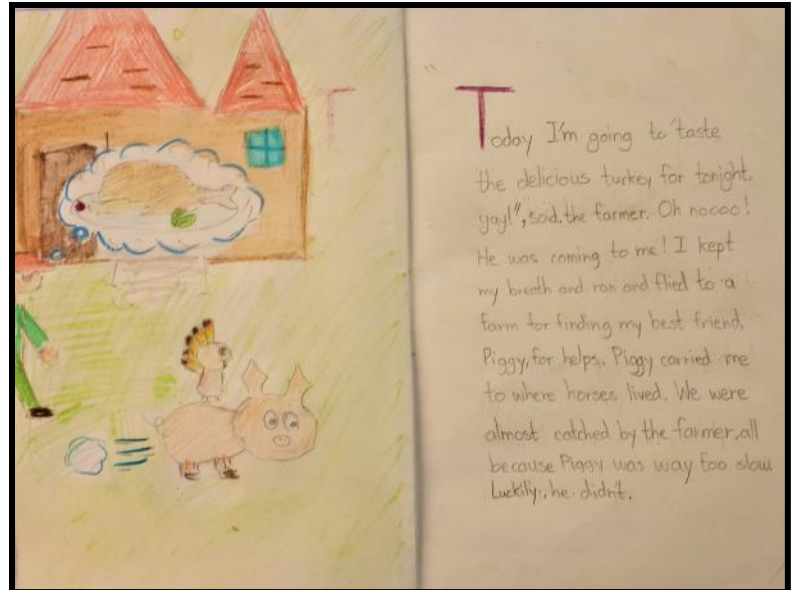
They had to choose one of the following topics and write a story.

1. You are a turkey. The night before Thanksgiving, you hear the truth about how turkeys are the main course of Thanksgiving dinners. You decide to escape from the farm. Along the way you face many dangers.

2. You are a Native American Indian. Tell the story of how you experienced the first Thanksgiving.

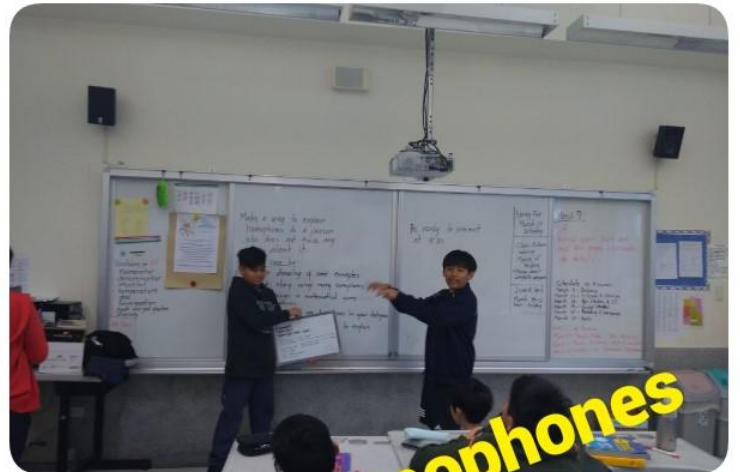
3. After Thanksgiving dinner, you and your cousin decide to explore the neighborhood. At the end of the street, you notice a giant pile of leaves. Together, you leap into the middle of the pile! Suddenly, the ground opens up beneath you, and you find yourselves sliding down a steep slide.

Everyone enjoyed this activity and it was a great way for the students to improve their creative writing skills as well as their ability to use artwork to support a fictional narrative. Here are a few examples!



## Language Arts

Students worked in teams to explain the difference between homophones (words with the same sound but different meaning). Teams used methods including drawing examples and acting them out.

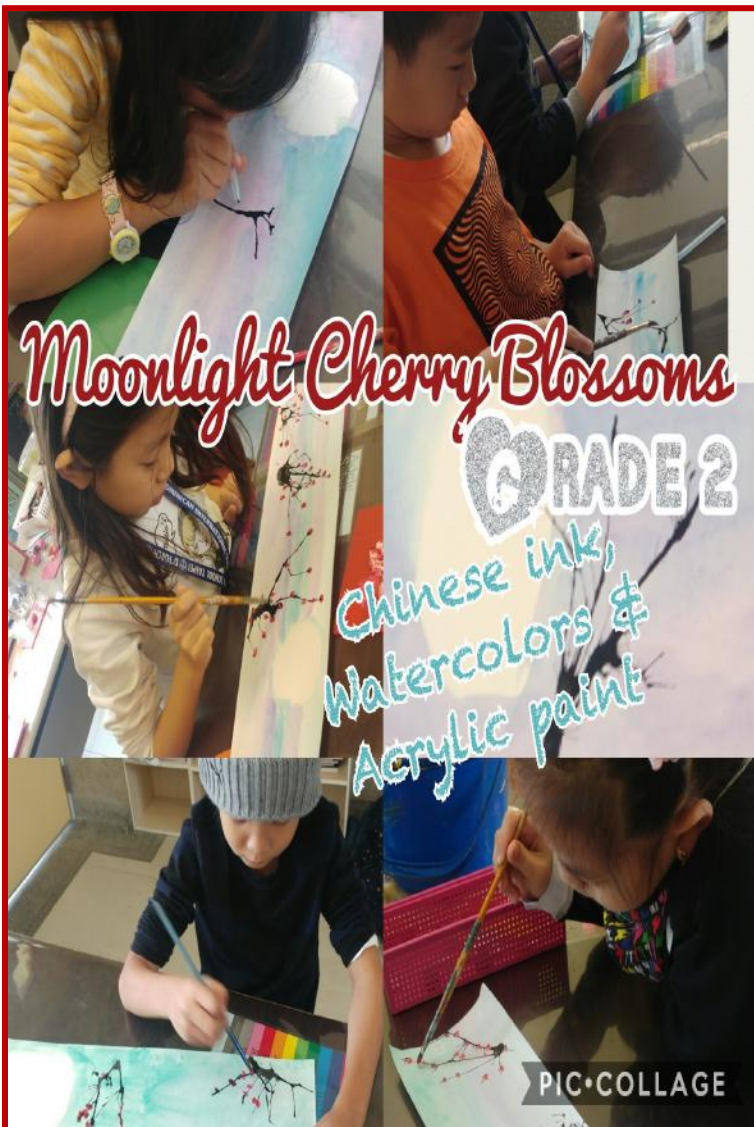


## Grade 2 Moonlight Lanterns

Grade 2 students worked on (freestanding) "Moonlight Lanterns" using watercolors to paint the moonlight background. This was followed by "blowing" cherry blossom branches with black Chinese ink, followed by acrylic paint flowers. Students particularly enjoyed blowing the ink using a straw, and they were impressed with the unique patterns that appeared on the paper.

## Grade 5 Chinese Watercolor

Grade 5 students practiced their hand at Chinese style watercolor. They sketched pandas (lightly!) on cardboard and painted bamboo shoots using Chinese ink and a brush. Then they (very carefully!) outlined their panda bears using a fine brush and the same Chinese black ink. The results were very beautiful.





## Grade 3 Watercolor Lanterns

Grade 3 students made hanging lanterns. Students started this project by sketching koi fish on cardboard. They learned to “sketch light until you know it is right”. Some added lotus flowers and leaves. Students outlined their sketch with a wax crayon to prepare the drawing for the wax-resistant watercolors. Finally, the students were introduced to two techniques for painting: dry-on-wet and wet-on-wet. They realized both methods give very different results, so students chose their desired method .

## Grade 4 Christmas Ornaments

Grade 4 students made Christmas ornaments. This project involved many different techniques. The watercolor ornaments used an oil resist to add light. The branches were sketched from pictures of real pine trees using oil pastel colors. Finally, students added snow using acrylic paint, and they wrote a message on each ornament expressing what Christmas means to them.



## The D'TORCH Junior Orchestra

The D'TORCH Junior Orchestra had the privilege of attending a performance by the Taipei Philharmonic Youth Ensemble at the National Concert Hall on January 11, 2019. These aspiring musicians experienced first-hand what they can achieve through dedication and hard work.

The students were accompanied by Ms. Zoe Lin, D'TORCH Junior Orchestra Director, Ms. Ismari Kruger, D'TORCH Junior Orchestra Manager and Ms. Agosh Librea, Activities Coordinator.



## Religious Studies

Kindergarteners led the morning prayer over the intercom and during the school assembly. They did a good job with a little encouragement from teachers.



New G2 students, Aiko and Qbi , pose in their new classroom.



## Meet Our New Students!

The DIS Lower School welcomed new students to its family, and we just love them!



New G1 boys Skylar, Hans, and Joey enjoy mixing slime in DIY club. Anna (right) flashes a smile on the playground.



**Editors in chief:**

**Olivia Courtoy, Eric Williams, Megan Fraley, and Stephy Ng**

We would like to wish everyone a Happy Easter and hope you have an enjoyable break.

A special thanks goes to the teachers and staff for their contributions to the newsletter.